

THRON² TRAILS & TOURING



Diamond Black




























Creme White

EMBARGO
Q2 2022

THRON² 6.8

WHEELSIZE	29	29	29
SIZE / CM	M / 42	L / 45	XL / 48
ARTICLE NO. EU / WHT	644 518 011	644 518 012	644 518 013
ARTICLE NO. EU / BLK	644 518 016	644 518 017	644 518 018

*Subject to change

-  7005 hydroformed aluminium, 3D forging, 130 mm F.O.L.D. Gen2 kinematic, 148x12 mm thru-axle, internal cable routing, C.I.S. cockpit integration, USB-C port, post mount 180 mm
-  Rock Shox 35 Gold RL 29 Boost, 110x15 mm, 44 mm rake, 130 mm travel
-  Rock Shox Deluxe Select, 210 / 50 mm, hardware: 25.0 x 8.0 mm, no Bushing
-  130 mm / 130 mm
-  Bosch Performance CX Smart, 85 Nm, 250 W
-  Bosch Powertube, 750 Wh, removeable, lockable
-  Bosch LED Remote + Kiox 300
-  Shimano Deore XT M8100, 12-speed
-  Shimano Deore XT M8100, 12-speed
-  Shimano Deore CS-M6100, 12-speed
-  Samox EC40 ISIS
-  front: 36, rear: 10-51
-  Integrated in Drive Unit
-  Handlebar, 800 mm, rise: 35 mm, backsweep: 9°
-  FOCUS C.I.S. integrated, 50 mm, 0°, 35 mm, aluminium
-  ACROS Z556 / Z556, FOCUS C.I.S. Integrated
-  Proxim W350
-  Post Modern dropper post PM-214, 34.9 mm
-  Shimano MT420, 4-piston, hydraulic disc brake
-  203 / 203
-  RODI TRYP30 FOCUS, eyelets
-  Shimano MT410, 15x110 mm / Shimano MT410, 12x148 mm
-  Maxxis Minion DHF 2.6 Dual EXO TR
-  Creme White, Diamond Black
-  26,70 kg

