

JAM² ALL-MOUNTAIN






















Grey

Black / Lime

JAM² 6.7 PLUS

WHEELSIZE	27	27	27	27
SIZE / CM	S / 41	M / 44	L / 47	XL / 50
ARTICLE NO. EU / BLK	633514140	633514141	633514142	633514143
ARTICLE NO. EU / GRY	633514145	633514146	633514147	633514148

-  7005 hydroformed Aluminum, 3D forging, 150 mm F.O.L.D. kinematic, 148x12 mm through axle, internal cable routing, post mount 180 mm
-  RockShox Recon RL, 110x15 mm QR, 140 mm travel
-  RockShox Deluxe R, 210/55 mm, hardware: 25.0 x 8mm, custom tune
-  Shimano Steps E8000, 70 Nm, 250 W
-  378 Wh internal
-  Shimano Steps E8000, colored LCD display, walk assist, bluetooth
-  Shimano Deore M6000
-  Shimano Deore M6000, 10-speed
-  Shimano HG500 10-speed, 11-42T
-  FC-E8000-34T
-  BBB, Aluminum, Di2, flatbar, 760mm, rise: 0mm, backsweep: 9degree
-  BBB, Aluminum, Di2, 31.8 mm, 55 mm
-  Acros AZX-212 R5AH
-  FOCUS Trail Saddle
-  JD low dropper YSP 15, 31.6 mm, internal
-  Magura MT5 (vorne) / MT4 (hinten), 203 mm / 203 mm
-  Race Face AR40, 584-40, Novatec, 148x12 mm / 110x15 mm
-  Maxxis Rekon 2.8 3C EXO TR
-  Maxxis Rekon 2.8 Dual EXO TR
-  Black/Lime, Grey

*Subject to change