





















# RAVEN CROSS-COUNTRY



Carbon Silk Matt

## RAVEN 8.6

|                      |           |           |           |           |
|----------------------|-----------|-----------|-----------|-----------|
| WHEELSIZE            | 29        | 29        | 29        | 29        |
| SIZE / CM            | S / 42    | M / 46    | L / 50    | XL / 54   |
| ARTICLE NO. EU / CAR | 637013120 | 637013121 | 637013122 | 637013123 |

-  Carbon frame, PF30 BB, 148x12 mm thru axle, internal cable routing, Post Mount 160 mm
-  Rock Shox Judy Gold, OneLoc remote, 15x110 mm QR 100 mm
-  Sram NX Eagle, 12-speed
-  Sram NX Eagle, 12-speed
-  Sram PG-1230 Eagle, 12-speed
-  Sram NX Eagle
-  Front: 32, rear: 11-50
-  Sram DUB
-  BBB Horizon BHB-108, aluminium, flatbar, 720 mm, backsweep: 9 degree
-  FOCUS SL
-  BBB Rider BHS-109 Deluxe, 31.8 mm, 7degree
-  Acros AIX-322, tapered, IS 42 / 286-IS52 / 40
-  FOCUS Race SL
-  BBB Deluxe, aluminium, 27,2 mm, 350 mm
-  Magura MT2
-  160 / 160
-  Rodi Viper 21
-  Novatec D041, 15x110 mm / Novatec D162 Disc, 12x148 mm
-  Schwalbe Racing Ray Performance 2.25
-  Schwalbe Racing Ralph Performance 2.25
-  Carbon Silk Matt
-  11,95 kg

\*Subject to change