

JAM² ALL-MOUNTAIN























Petrol

Grey

JAM² 6.8 PLUS

WHEELSIZE	27	27	27	27
SIZE / CM	S / 41	M / 44	L / 47	XL / 50
ARTICLE NO. EU / PTL	633514120	633514121	633514122	633514123
ARTICLE NO. EU / GRY	633514125	633514126	633514127	633514128

-  7005 hydroformed Aluminum, 3D forging, 150 mm F.O.L.D. kinematic, 148x12 mm through axle, internal cable routing, post mount 180 mm
-  FOX 34 Rhythm, sweep adjust, 110x15 mm QR, 150 mm travel
-  FOX Float DPS Performance, 3-position lever, 210/55 mm, hardware: 25,0 x 8mm, custom tune
-  Shimano Steps E8000, 70 Nm, 250 W
-  378 Wh internal
-  Shimano Steps E8000, colored LCD display, walk assist, bluetooth
-  Shimano XT 8000
-  Shimano Deore XT 8000, 11-speed
-  Shimano SLX 11S, 11-46T
-  Shimano FC-E8000, 34T
-  BBB, Aluminum, Di2, flatbar, 760mm, rise: 0mm, backsweep: 9degree
-  BBB, Aluminum, Di2, 31.8 mm, 55 mm
-  Acros AZX-212 R5AH
-  FOCUS Trail Saddle
-  KindShock E30i, 31,6mm, internal
-  Shimano BR-M520, 200 mm / 200 mm
-  Race Face AR40, 584-40, Novatec, 148x12 mm / 110x15 mm
-  Maxxis Rekon 2.8 3C EXO TR
-  Maxxis Rekon 2.8 Dual EXO TR
-  Grey, Petrol

*Subject to change